

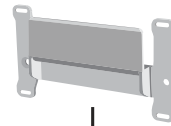
1 PACKAGE CONTENTS

1. AcuRite Atlas™ indoor display
2. AC power adapter
3. Wall mounting bracket (optional)

1 —



2



3

2 PLUG IN

Plug in the power adapter. Once the display is powered on, it will help guide you through the next steps.



3 LIFT ANTENNA

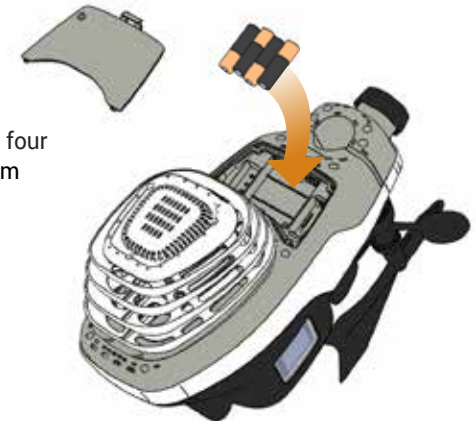
On the top of the display, lift the antenna for optimal signal reception.



4 INSTALL BATTERIES

In the battery compartment of the AcuRite Atlas™ outdoor device, install four AA alkaline or lithium batteries. Lithium batteries are recommended in low temperature conditions, especially below -4°F / -20°C.

Note: Heavy duty or rechargeable batteries are not recommended.

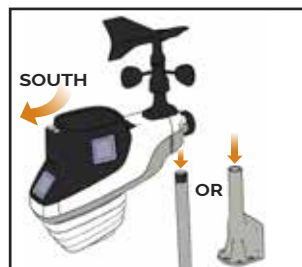


5 MOUNT OUTDOOR DEVICE

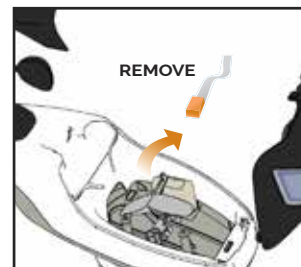
For more details on outdoor device setup and placement, see the outdoor device instruction manual.

1 Find a suitable place to mount the outdoor device:

- At least 5 feet (1.5 meters) off the ground
- Rear solar cell facing south
- Away from heat and humidity sources
- Level for accurate rain reporting



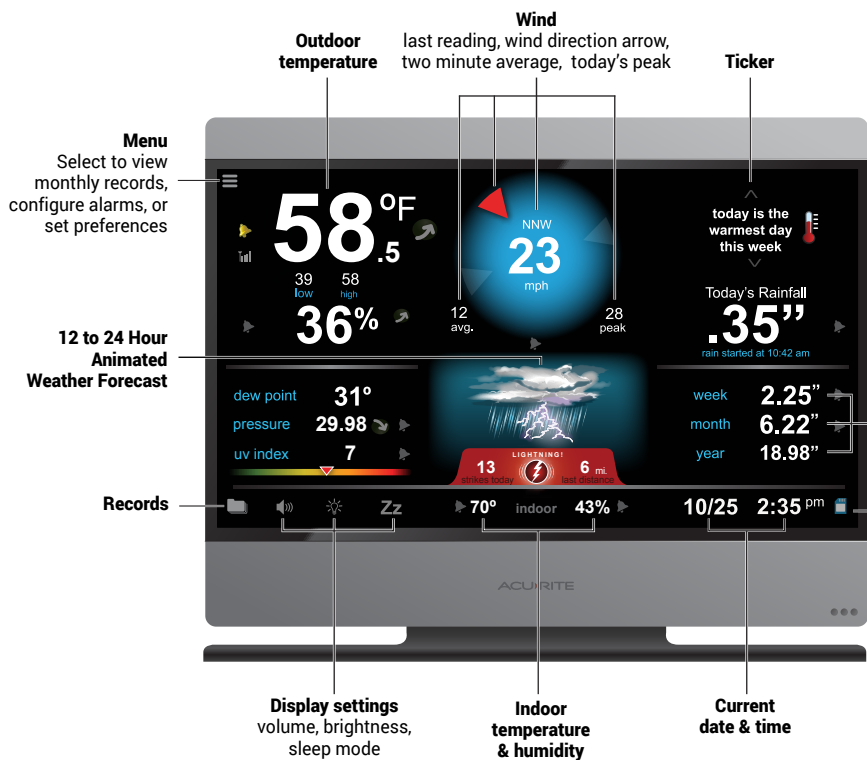
2 Remove rain gauge stabilizer from outdoor device.



6 SET UP DISPLAY

Follow the on-screen prompts to set the time, date, and units of measurement.





View Charts

On the display, you can select a reading to view 6-hour and 48-hour trend charts for that reading. Trend charts are available for Indoor and Outdoor Temperature and Humidity, Barometric Pressure, Light Intensity, UV, Wind Speed, Lightning, Rainfall.

Rainfall
today's rainfall, accumulated rainfall for current week, and month, and year to date

SD card indicator
Indicates an SD card is currently inserted in the display to log data

Limited Two (2) Year Warranty

AcuRite is a wholly owned subsidiary of Chaney Instrument Company. For purchases of AcuRite products, AcuRite provides the benefits and services set forth herein. For purchases of Chaney products, Chaney provides the benefits and services set forth herein.

We warrant that the AcuRite Atlas Environmental Monitoring station premium product we manufacture and cover under this warranty is of good material and workmanship and, when properly installed and operated, will be free of defects for a period of two (2) years from the date of purchase.

The AcuRite Atlas Environmental Monitoring station which, under normal use and service, is proven to breach the warranty contained herein within TWO (2) YEARS from date of sale will, upon examination by us, and at our sole option, be repaired or replaced by us. Transportation costs and charges for returned goods shall be paid for by the purchaser. We hereby disclaim all responsibility for such transportation costs and charges. This warranty does not cover normal wear and tear not affecting the functionality of the product, or products that have been damaged (including by acts of nature), tampered with, abused, improperly installed, or repaired or altered by anyone other than our authorized representatives. Remedy for breach of this warranty is limited to repair or replacement of the defective item(s). If we determine that repair or replacement is not feasible, we may, at our option, refund the amount of the original purchase price (excluding shipping).

THE ABOVE-DESCRIBED WARRANTY IS THE SOLE WARRANTY FOR THE ACURITE ATLAS ENVIRONMENTAL MONITORING STATION PREMIUM PRODUCT AND IS EXPRESSLY IN LIEU OF ALL OTHER WARRANTIES, EXPRESS OR IMPLIED. ALL WARRANTIES OTHER THAN THE EXPRESS WARRANTY SET FORTH HEREIN ARE HEREBY EXPRESSLY DISCLAIMED TO THE EXTENT PERMITTED BY LAW.

We expressly disclaim all liability for special, consequential, or incidental damages, whether arising from or by contract from any breach of this warranty. Some states do not allow the exclusion or limitation of incidental or consequential damages, so the above limitation or exclusion may not apply to you. We further disclaim liability from personal injury relating to its products to the extent permitted by law. By acceptance of any of our products, the purchaser assumes all liability for the consequences arising from their use or misuse. No person, firm or corporation is authorized to bind us to any other obligation or liability in connection with the sale of our products. Furthermore, no person, firm or corporation is authorized to modify or waive the terms of this warranty unless done in writing and signed by a duly authorized agent of ours. In no case shall our liability for any claim relating to our products, your purchase or your use thereof, exceed the original purchase price paid for the product.

WARRANTY CLAIMS

To file a claim against this Limited Warranty, users must

1. Contact AcuRite Support at +1.262.249.3259 and provide opportunity for Customer Support to resolve any issue
 2. In the event that an issue cannot be resolved over the phone, customer shall send the product(s) in for evaluation to AcuRite at the contact address (see below)
 3. Chaney Instrument Service department will repair or replace product as necessary after evaluation
- The terms of this Limited Warranty shall be governed in all respects by and construed in accordance with the laws of the State of Wisconsin, USA, without regard to its conflicts of law principles, and exclusive jurisdiction over any cause of action arising out of this Limited Warranty or your use of the product shall be in the state court located in Walworth County, Wisconsin. You agree to submit to the jurisdiction of such court.

Contact Information

If you have questions about this Limited Warranty, please contact us at:

AcuRite

Attn: Warranty Inquiry

965 Wells St, Lake Geneva, WI 53147

warranty@chaney-inst.com

FCC Statement

This device complies with part 15 of the FCC rules. Operation is subject to the following two conditions:

- 1- This device may NOT cause harmful interference, and
- 2- This device must accept any interference received, including interference that may cause undesired operation.

NOTE: This equipment has been tested and found to comply with the limits for a Class B digital device, pursuant to Part 15 of the FCC rules. These limits are designed to provide reasonable protection against harmful interference in a residential installation. This equipment generates, uses and can radiate radio frequency energy and, if not installed and used in accordance with the instructions, may cause harmful interference to radio communications. However, there is no guarantee that interference will not occur in a particular installation. If this equipment does cause harmful interference to radio or television reception, which can be determined by turning the equipment off and on, the user is encouraged to try to correct the interference by one or more of the following measures:

- Reorient or relocate the receiving antenna.
- Increase the separation between the equipment and the receiver.
- Connect the equipment into an outlet on a circuit different from that to which the receiver is connected.
- Consult the dealer or an experienced radio/TV technician for help.

NOTE: The manufacturer is not responsible for any radio or TV interference caused by unauthorized modifications to this equipment. Such modifications could void the user authority to operate the equipment.

©Chaney Instrument Co. All rights reserved. AcuRite is a registered trademark of the Chaney Instrument Co., Lake Geneva, WI 53147. All other trademarks and copy-rights are the property of their respective owners. AcuRite uses patented technology. Visit www.AcuRite.com/patents for details.

TROUBLESHOOTING

Outdoor device readings are not displayed on indoor display

Possible Solutions:

Verify the outdoor device is powered on and in range of the display.

- See outdoor device manual for more information on optimal device placement.

Verify the outdoor device has been added to the display. To add the outdoor device:

1. From the display, select Menu > Sensor > Add A New Sensor.
2. The display will search for outdoor devices in range. This may take up to a minute.
3. When the display locates the outdoor device, select Add A New Sensor.

Time, date or units of measurement need to be adjusted

Possible Solution:

- From the display, select Menu > Setup at any time to adjust the display settings.

HAVING PROBLEMS?

We're Here to Help.

Visit us online  www.AcuRite.com

Get more information or download the full AcuRite Atlas™ product manual.

Contact Support  (877) 221-1252

Our friendly U.S. based support team is ready to assist you.