

# Illuminated Indoor or Outdoor Clock

with Temperature & Humidity

## Clock Setup

### 1 Remove the Weather-Resistant Covers

Access the battery compartments by pulling or twisting off the weather-resistant covers. Be careful not to damage the covers during removal.

**Pull Off Cover**



**Pull Off Cover**

**Twist Off Cover**

### 2 Set the Time

Turn the set knob on the back of the clock in either direction.

**Turn Set Knob to Set Time**



### 3 Install or Replace Batteries

AcuRite recommends high quality alkaline or lithium\* batteries for the best product performance. Heavy duty or rechargeable batteries are not recommended.

\*The clock movement requires a lithium battery in low temperature conditions. Cold temperatures can cause alkaline batteries to function improperly. Use a lithium battery in the clock movement for temperatures below -4°F / -20°C.

Insert 1 x AA alkaline or lithium battery into the clock movement's battery compartment. Insert 2 x D alkaline batteries into each backlight battery compartment. Follow the polarity (+/-) diagrams in each battery compartment. Replace the weather-resistant covers.

### 4 Backlight Settings


Set the switch above the left backlight battery compartment to the desired backlight mode:

T: 4 Hour Timer - Clock illuminates when dark, for period of 4 hours.\*

A: Always On - Clock remains illuminated when dark.

O: LED Off - Illumination disabled.

\*Timer resets once clock is exposed to light.




**PLEASE DISPOSE OF OLD OR DEFECTIVE BATTERIES IN AN ENVIRONMENTALLY SAFE WAY AND IN ACCORDANCE WITH YOUR LOCAL LAWS AND REGULATIONS.**

**BATTERY SAFETY:** Clean the battery contacts and also those of the device prior to battery installation. Remove batteries from equipment which is not to be used for an extended period of time. Follow the polarity (+/-) diagram in the battery compartment. Promptly remove dead batteries from the device. Dispose of used batteries properly. Only batteries of the same or equivalent type as recommended are to be used. DO NOT incinerate used batteries. DO NOT dispose of batteries in fire, as batteries may explode or leak. DO NOT mix old and new batteries or types of batteries (alkaline/standard). DO NOT use rechargeable batteries. DO NOT recharge non-rechargeable batteries. DO NOT short-circuit the supply terminals.

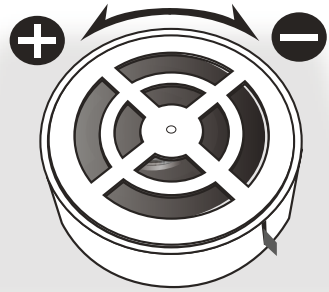
## Thermometer & Hygrometer Calibration

The thermometer and hygrometer instruments have been calibrated at the factory and should not need adjustment. However, as with all instruments that are placed in a new location, you should always allow a period of at least 3 hours for stabilization before determining whether it is reading accurately.

Should you determine that an adjustment of the thermometer or hygrometer is needed, this can be achieved by gently rotating the back of the thermometer or hygrometer movement on the back of the unit, as illustrated, slowly in either direction until the correct reading is shown on the dial.



ROTATE TO CALIBRATE +/-



## Placement for Maximum Accuracy

AcuRite products are sensitive to surrounding environmental conditions. Proper placement of both the display unit and the sensor are critical to the accuracy and performance of this product.

### **DO NOT HANG IN DIRECT SUNLIGHT!**

For the most accurate temperature readings choose a location that will not be exposed to direct sunlight or other direct heat sources.

### **LOCATE AWAY FROM HEAT SOURCES**

Position clock away from heaters, air conditioners, chimneys, exhaust vents, asphalt and concrete (surfaces that radiate heat).

### **LOCATE AWAY FROM HUMIDITY SOURCES**

Avoid installing the clock near pools, spas, or other bodies of water. Water sources may impact humidity accuracy.

# Troubleshooting

Problem	Possible Solution
<b>Inaccurate temperature or humidity</b>	<ul style="list-style-type: none"><li>• Make sure clock is placed out of direct sunlight and away from any heat sources or vents (see Placement for Maximum Accuracy).</li><li>• Make sure clock is positioned away from any sources of moisture.</li></ul>

## Care & Maintenance

### Clock Care

- A soft cloth may be used to clean the clock, as needed.
- Do not use corrosive cleaners or chemicals on the clock.
- Always store the clock without a batteries when not in use.

## Specifications

<b>TEMPERATURE RANGE</b>	-40°F to 140°F
<b>HUMIDITY RANGE</b>	1% to 99% RH
<b>POWER</b>	Backlight: 4 x D alkaline batteries
	Clock Movement: 1 x AA alkaline or lithium battery

## Customer Support

AcuRite customer support is committed to providing you with best-in-class service. **For assistance**, please have the model number of this product available and contact us in any of the following ways:



(877) 221-1252

Visit us at [www.AcuRite.com](http://www.AcuRite.com)

- ▶ Installation Videos
- ▶ Register your Product
- ▶ Instruction Manuals
- ▶ Support User Forum
- ▶ Replacement Parts
- ▶ Submit Feedback & Ideas

# IMPORTANT

PRODUCT MUST BE REGISTERED  
TO RECEIVE WARRANTY SERVICE

## PRODUCT REGISTRATION

Register online to receive 1 year warranty protection

[www.AcuRite.com](http://www.AcuRite.com)

## Limited 1 Year Warranty

AcuRite is a wholly owned subsidiary of Chaney Instrument Company. For purchases of AcuRite products, AcuRite provides the benefits and services set forth herein. For purchases of Chaney products, Chaney provides the benefits and services set forth herein.

We warrant that all products we manufacture under this warranty are of good material and workmanship and, when properly installed and operated, will be free of defects for a period of one year from the date of purchase.

Any product which, under normal use and service, is proven to breach the warranty contained herein within ONE YEAR from date of sale will, upon examination by us, and at our sole option, be repaired or replaced by us. Transportation costs and charges for returned goods shall be paid for by the purchaser. We hereby disclaim all responsibility for such transportation costs and charges. This warranty will not be breached, and we will give no credit for products which have received normal wear and tear not affecting the functionality of the product, been damaged (including by acts of nature), tampered, abused, improperly installed, or repaired or altered by others than our authorized representatives.

Remedy for breach of this warranty is limited to repair or replacement of the defective item(s). If we determine that repair or replacement is not feasible, we may, at our option, refund the amount of the original purchase price

**THE ABOVE-DESCRIBED WARRANTY IS THE SOLE WARRANTY FOR THE PRODUCTS AND IS EXPRESSLY IN LIEU OF ALL OTHER WARRANTIES, EXPRESS OR IMPLIED. ALL OTHER WARRANTIES OTHER THAN THE EXPRESS WARRANTY SET FORTH HEREIN ARE HEREBY EXPRESSLY DISCLAIMED, INCLUDING WITHOUT LIMITATION THE IMPLIED WARRANTY OF MERCHANTABILITY AND THE IMPLIED WARRANTY OF FITNESS FOR A PARTICULAR PURPOSE.**

We expressly disclaim all liability for special, consequential, or incidental damages, whether arising in tort or by contract from any breach of this warranty. Some states do not allow the exclusion or limitation of incidental or consequential damages, so the above limitation or exclusion may not apply to you.

We further disclaim liability from personal injury relating to its products to the extent permitted by law. By acceptance of any of our products, the purchaser assumes all liability for the consequences arising from their use or misuse. No person, firm or corporation is authorized to bind us to any other obligation or liability in connection with the sale of our products. Furthermore, no person, firm or corporation is authorized to modify or waive the terms of this warranty unless done in writing and signed by a duly authorized agent of ours.

In no case shall our liability for any claim relating to our products, your purchase or your use thereof, exceed the original purchase price paid for the product.

### Applicability of Policy

This Return, Refund, and Warranty Policy applies only to purchases made in the United States and Canada. For purchases made in a country other than the United States or Canada, please consult the policies applicable to the country in which you made your purchase.

Additionally, this Policy applies only to the original purchaser of our products. We do not and do not offer any return, refund, or warranty services if you buy products used or from resale sites such as eBay or Craigslist.

### Governing Law

This Return, Refund, and Warranty Policy is governed by the laws of the United States and the State of Wisconsin. Any dispute relating to this Policy shall be brought exclusively in the federal or State courts having jurisdiction in Walworth County, Wisconsin, and purchaser consents to jurisdiction within the State of Wisconsin.





# ACU RITE®



Weather  
Stations



Temperature  
& Humidity



Weather  
Alert Radio



Kitchen  
Thermometers  
& Timers



Clocks

*It's More than Accurate, it's ACU RITE.*

AcuRite offers an extensive assortment of precision instruments, designed to provide you with information you can depend on to Plan your day with confidence™.

[www.AcuRite.com](http://www.AcuRite.com)

©Chaney Instrument Co. All rights reserved. AcuRite is a registered trademark of the Chaney Instrument Co., Lake Geneva, WI 53147. All other trademarks and copyrights are the property of their respective owners. AcuRite uses patented technology. Visit [www.AcuRite.com/patents](http://www.AcuRite.com/patents) for details.